



2019 APR



LEARN MORE ABOUT YOUR NICOLA VALLEY FOOD BANK

Sponsors, partners,
volunteers and more! |

STATISTICAL COMPARISONS & DATA

An in-depth breakdown of the
first nine months of 2019 and
2020, compared and analyzed. |

A LOOK TO THE FUTURE

Learn more about upcoming
Food Bank projects and goals
with a look ahead. |



PARTNERS SPOTLIGHT

The Nicola Valley Food Bank is honoured to be working with these partner organizations - read on to find out more!

During the more than two decades that the NVFB has been operating in the Nicola Valley, we've always maintained that good partnerships are the backbone of community.

Thanks to help of partners from local groups like the Nicola Valley Farmer's Market and the Merritt Centennials, as well as cooperations with larger provincial and even international organizations such as Food Bank BC and United Way, the Nicola Valley Food Bank has been able to run successful programs, including the "Hockey with Heart" Food Drive and the Farmer's Market Coupon Program.

The NVFM is also excited to announce a new partnership with Loop Resources - a nonprofit that has grown from one farming family in Dawson's Creek to a national organization, working with over 60 locations across Western Canada to stop one-hundred percent of unsaleable food in stores from reaching landfills, provide low cost feed for farmers and consistent, safe access to food and resources for Food Banks like ours.

ARTICLE

MEET THE VOLUNTEERS

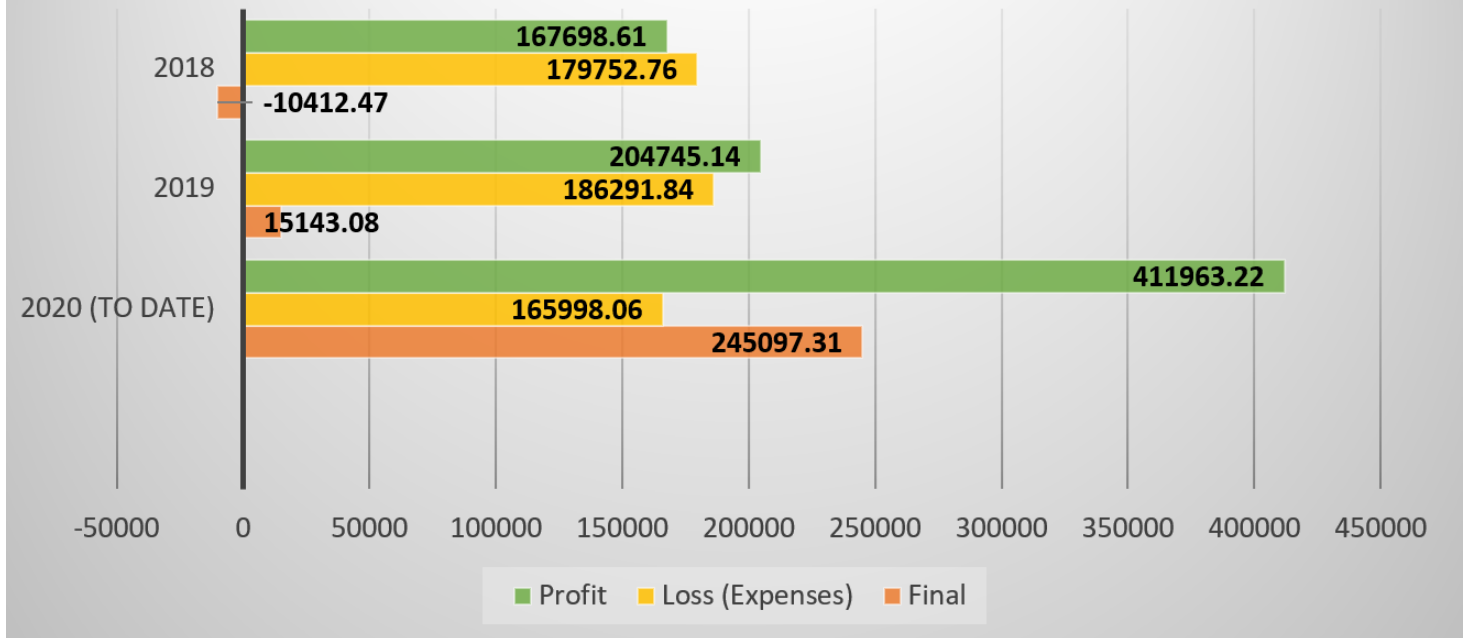
The Nicola Valley Food Bank has had the pleasure of working with the help of several dedicated volunteers from the Nicola Valley area. Residents of the Nicola Valley come together to contribute literally thousands of hours of work sorting, unpacking, and providing food to clients, among other duties. 2017 saw 3,668 hours of volunteer work, while 2018 saw 3,760 and 2019 saw as many as 3,976.

A quick comparison of the number of volunteer hours provided by Nicola Valley Food Bank volunteers displays two encouraging trends. Number one, the sheer number of volunteer hours is quite high - the breakdown reflects this being the equivalent of roughly seventy-five to eighty hours a week of labour, equivalent to two full time jobs' worth of work.

Number two, interest and participation is growing - while COVID-19 forced shutdowns of some major community programs including the loss of the Bingo program, thereby impacting this year's numbers significantly - year over year the Food Bank has experienced a steady increase in the number of volunteer hours provided by the community.



Profit & Loss Comparisons - 2018, 2019, & 2020 To Date



Taking a look at this graph that aims to break down the profit and loss for the Nicola Valley Food Bank over 2018, 2019 and the first nine months of 2020. While typically 2020 would not be present on this graph, due to the extremely abnormal year it has proven to be we've made the decision to include 2020 in progress information at key points throughout this document.

2018 represents a relatively typical year for an organization like the NVFB - while major programs such as the bingo, raffle and the associated Gaming Grant were able to bring in over \$200,000 in income, they also incurred \$104,532.50 in expenses to operate, making for a total contribution from those programs of about \$96,000 - donations for the 2018 year represented \$38,611.32. Aside from the Gaming Grant, \$13,884.46 was acquired through grant funding.

While the 2018 year represents a net of negative \$10,412.47, this is not wholly unusual - if a trend of loss were to establish, action would need to be taken.

Thankfully, 2019 represents an encouraging upward trend. Here, while the Gaming Grant and Bingo program still represent the foundation of the Food Bank's profit and loss, donations rise to \$49,309.60, some additional grant funding was secured and items under "Donations - Other" represented \$11,919.92 - between these factors and incremental growth in the Bingo program, the NVFB passes \$200k in profit and establishes a \$15,000 final balance.

2020 presents a drastically different story to almost any year previous. With COVID-19 shutting down the Bingo program very early in the year, Bingo revenue falls to only \$31,471.00 - down to less than \$10,000 after expenses. While a total of over \$90,000 in grant funding was secured, the Food Bank was still poised to experience a massive deficit in 2020 due solely to COVID-19. However, thanks to an absolutely community-defining effort that will be expanded on later in this document, \$285,862.99 in donations have been received in the first nine months of 2020.

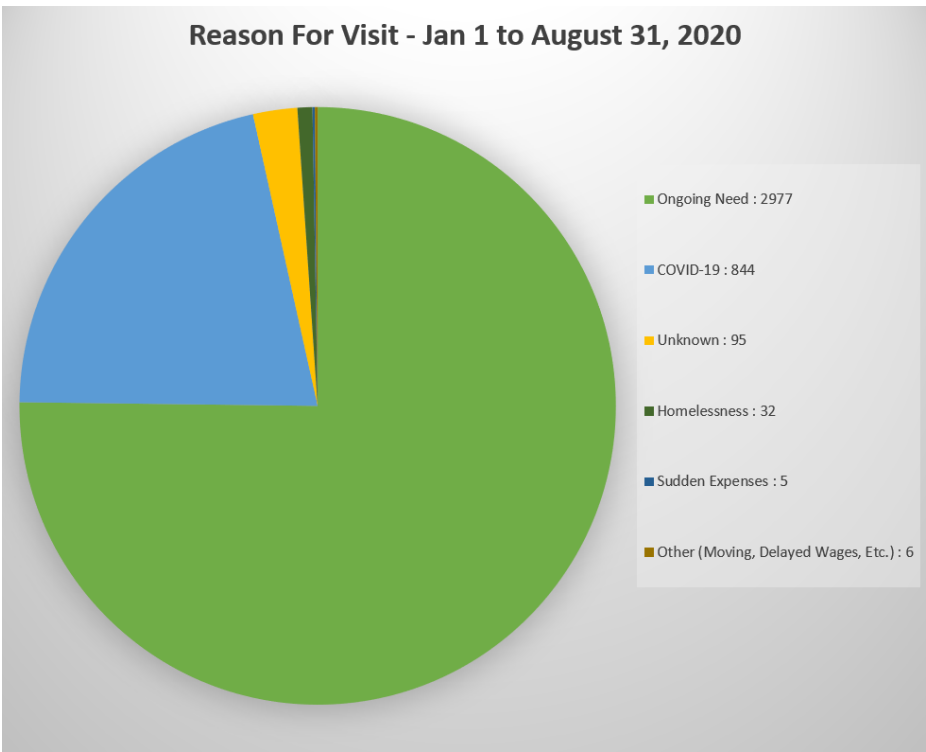
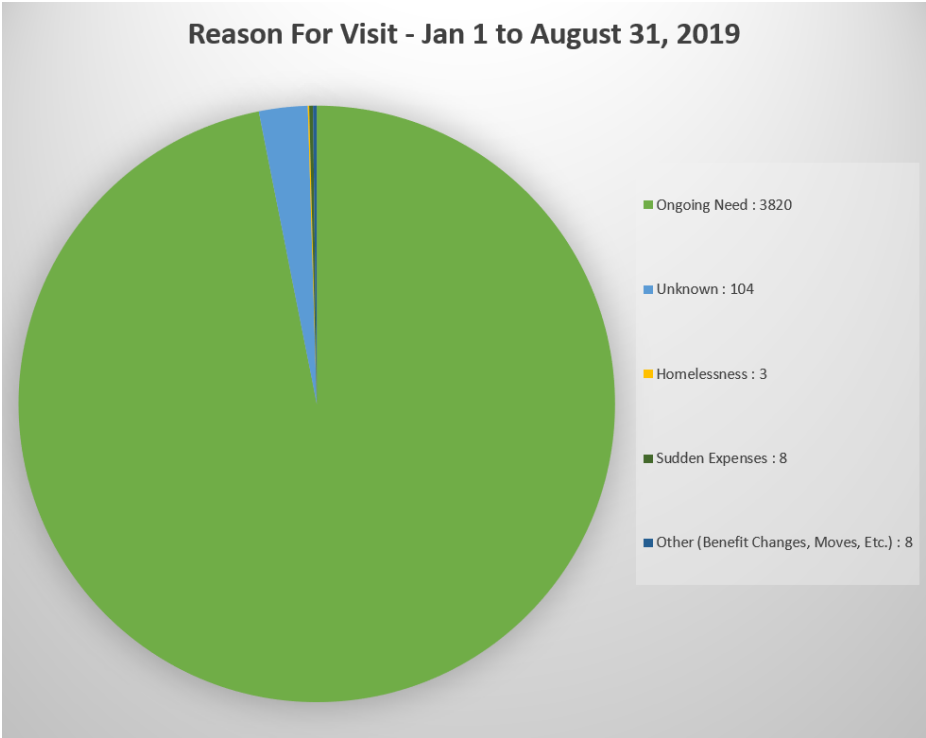
Reasons for Visiting the Nicola Valley Food Bank

The two graphs to the right illustrate something that is crucial to understanding the challenges that the Nicola Valley Food Bank aims to remedy in the local population. These are responses provided by Food Bank visitors regarding what caused them to seek out assistance at the Food Bank.

Looking first at the 2019 graph, we can see that overwhelmingly, "ongoing need" is the most common response. Ongoing need represents a visitor who relies on the Food Bank to keep up with the cost of living, and whose situations or circumstances are unlikely to impact this status.

The rest of the graph outlines other responses given - eight visitors were waylaid by sudden expenses, 104 visitors didn't provide a specific reason, and three visitors were homeless as of their visit.

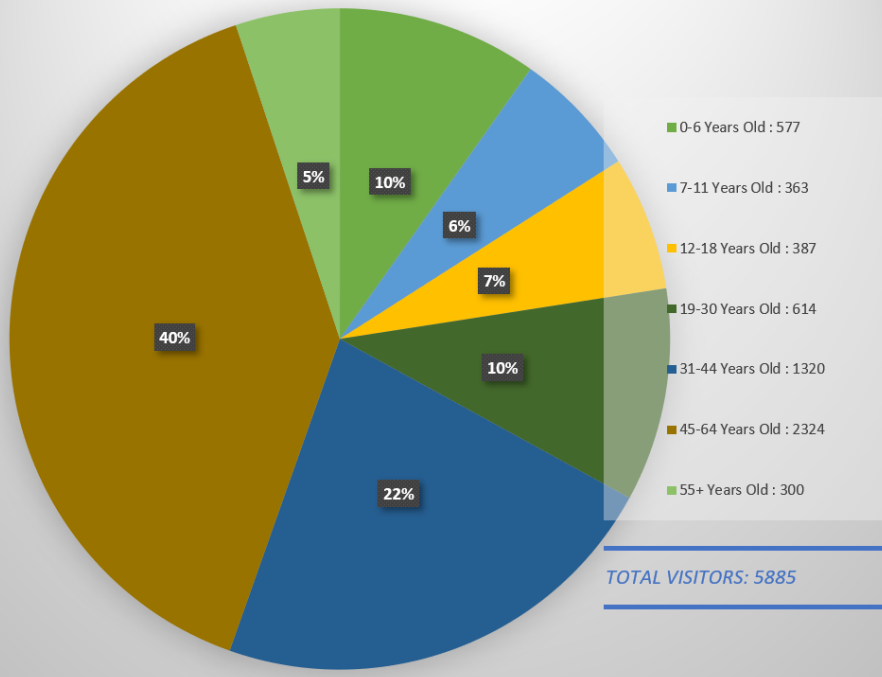
Moving to the 2020 graph, a few significant changes stand out: "ongoing need" remains the most common response, but "COVID-19" is now taking up a quarter of the graph. Other responses remain relatively similar; but homelessness increases to over ten times the 2019 number - from 3 to 32.



2019-2020 COMPARISON - YEAR TO DATE

Age Groups Visiting the Nicola Valley Food Bank

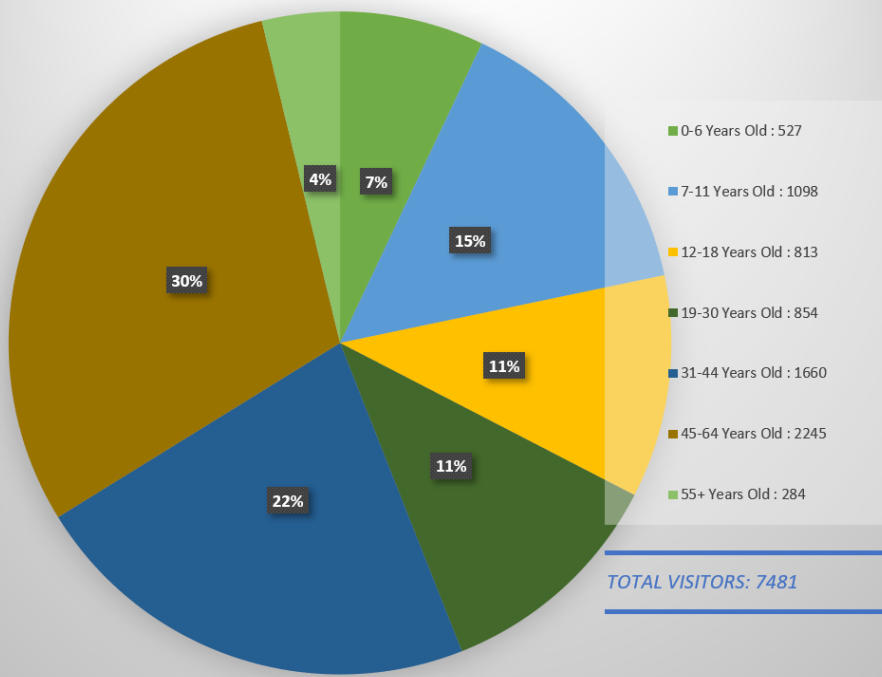
Age Groups of Visitors - Jan 1 to August 31, 2019



These two graphs provide a breakdown of all of the different age groups visiting the Food Bank during the nine month comparative period that we're analyzing - these graphs also list the total number of visitors during the nine month comparative period.

Starting with the 2019 graph above, we can see that the largest group at 40% is the 45-64 year old age range, with the 31-44 year old range at 22%. Adding in the seniors population of visitors at 5%, this means two out of three visitors to the Food Bank in this period were above the age of 30.

Age Groups of Visitors - Jan 1 to August 31, 2020



The change from 2019's numbers to 2020's is significant. Although we are comparing the same time-frame, 2020 saw almost two thousand more visitors - 7,481 versus 5,885.

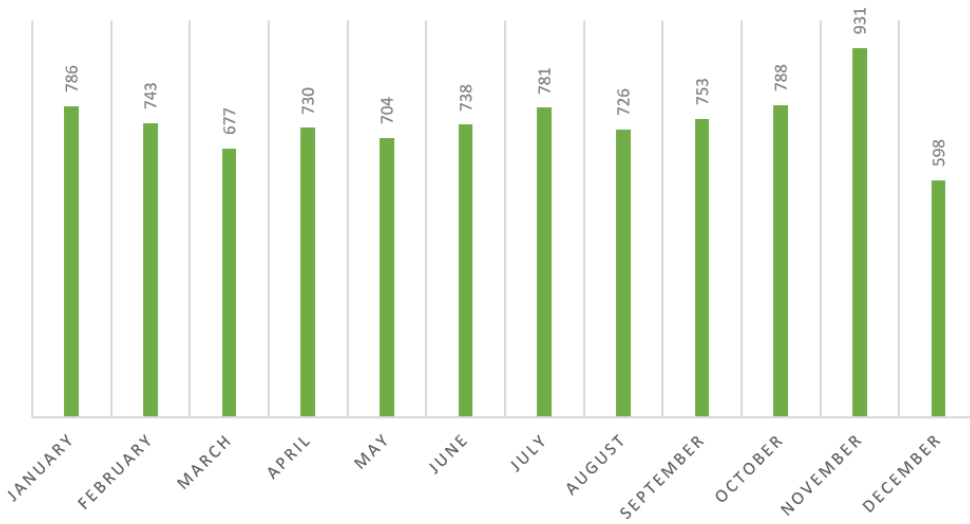
Perhaps more significant is the sudden increase in younger visitors to the Food Bank. The number of 7-11 year old visitors more than triples from 363 to 1098, while the number of 12-18 year old visitors goes up by over double.

In total, 2,479 visitors during this nine month period in 2020 were minors, compared to 1,327 in the same period a year previous.

Visitors by Month to the Food Bank

VISITORS BY MONTH, 2019

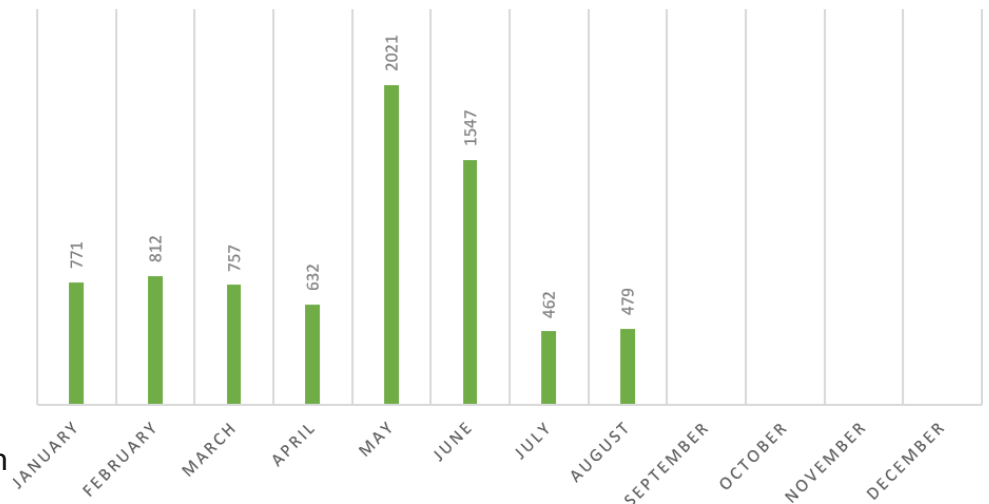
■ Visitors by Month, 2019



To the left is a graph breaking down how many visitors came to the Nicola Valley Food Bank in 2019 - while there are discernible highs and lows that may represent a trend, it's important to note that this graph expresses quite clearly that there are no "slow seasons" in the Food Bank's typical year - people in need, are in need 24/7, and there's no off-season for hardship.

VISITORS BY MONTH, 2020

■ Visitors by Month, 2020



This graph represents the data accumulated regarding visitors by month, for the year of 2020 thus far. While at first some bars appear smaller, indicating decreased demand, be sure to compare the numbers being displayed - May saw 2021 visitors, more than triple the 2019 May total. This unprecedented surge continued into June, representing another massive uptick in numbers. With a second wave a distinct possibility, the upcoming holiday season stands to be very significant.



THE FUTURE OF THE FOOD BANK

2020 has represented a year of significant challenge and unprecedented growth for the Nicola Valley Food Bank. Sudden events such as the COVID-19 pandemic meant more Valley residents than ever found themselves in need of the stability the Food Bank, and presented massive hurdles in regards to both supply and demand, as well as

demanding new protocols and procedures. At the same time, community outreach and support has been humbling in 2020 - the Darius Sam fundraiser run represented possibly the largest single outpouring of community support and solidarity in Nicola Valley history, at a time when many people felt unsafe simply leaving their homes.

Your Nicola Valley Food Bank pledges to continue to help Valley residents weather the storm, and leverage the support it's community has provided to reach new heights. While the Food Bank is renovating their current space to remain safety compliant, plans for the future include the purchase of a new building that will provide the NVFB with new possibilities and opportunities.



Merritt & District Chamber of
Commerce
Telus - Cause Campaign
Ryzak Foundation
Nicola Valley Health Care
International Brotherhood of
Electrical Workers Lc 993
Kamloops & District Labour
Council
School District #58
CUPE Lc 900-
Vipassana Foundation
Walmart Spark Change
Dr. L. Ladyman
Merritt Stockcar Association
(Food and Toy Drive)
Syngenta and Farm Credit
Canada
Ministry of Forests - Wildfire
Division
BC Teacher's Union
Miss Vicki's Petals & Plants
Extra Foods
Save On Foods
Tim Hortons
Canadian Tire
Century 21 Moving
Work BC
City of Merritt
Walmart Canada

Becca & Kenny Hess - Rockin'
River Festival
Bass Coast Festival
The Catholic Womens League
Knights of Columbus
The Church of Jesus Christ of
Latter Day Saints (Food Drive)
Trans Mountain
Zanzibar Holdings
Pharmasave
Enbridge
NVIT
BC Oldtime Fiddlers
Heidi Brown
Jared Thomas
Bruce Walter
Larry & Priscilla Jackson
Leader Silviculture
Sun Life
David Brown
IG Weath Management
Parkland Fuels
Murray GM
Merritt Property Management
Merritt & District Chamber of
Commerce
Community Futures Nicola
Valley
Elks Hall
Royal Canadian Legion

BC Dairy Farmers Association
Jays Care/Rogers/Foodbanks
Canada
Fidelity
McDonalds
Nicola Valley Teachers Union
"We Care Students - Merritt
Central, MSS, Diamondville
Elementary "
CBC Thanksgiving Food Drive
Infracon
Donors through Benevity
Brambles Bakery & Cafe
Starbucks Coffee Merritt
United Way
Food Banks Canada
Food Banks BC
Community Food Centres
Canada
Province of British Columbia
Empty Keg Brewhouse
Interior Savings
Rotary Club of Merritt
The Florentine
All anonymous donors

Donations graciously accepted in
loving memory of:
Jesse Pakulat
Guy Rose
Ruth Lorraine King

THANK YOU!
YOUR SUPPORT
MAKES THE DIFFERENCE